



record product line 20 TOS



automatic sliding door with Break-out 1 or 2 leaves

The multifunctional "three-value" sliding door,
as normal automatic door, as escape route door, as practical otal opening door with swinging

prov.



Standard Equipment consists of:

- Complete record door system 20 with Blasi-accessories, control unit BDE-D with display, self-calibrating environment adapted

Mounting variants

- Lintel installation, self supporting or ceiling
- with Break-out System

Technical Data	
Clear opening width (A) E-STA D-STA	max. 800-3000 mm
Weight of door leaves max. DUO D-STA DUO E-STA	2 x 120 kg 1 x 150 kg 2 x 150 kg 2 x 150 kg
Operating speed D-TSA E-TSA	1.0 sec. 0,7 m opening 1,5 sec. 0,7 m opening
Clear height of passage (G)	up to 2500 mm
Casing dimension (Height/depth) (support length (F) = 2A + 100)	150 or 108 mm
Electrical connections	100-230 V / 50/60 Hz / 0,6 A
Profiles (in mm)	20 / 30 mm (safe glass) up to 19 mm applicable



Optional accessories

- Standard or multi-point locking device (VRR o. MPV)
- Manual unlocking device (HEI inside, HEA outside)
- Floor channel (stainless steel)
- Door leaf guides (fixation at wall / side panel)
- Protective screen
- Actuation and safety sensors (radar, push-button, hygienic sensors, foot pedal, etc.)
- Module for extended functionality FEM (TOS control, - mechanical control unit BDE, external sensors)
- Mechanical control unit BDE-M
- aluminium seal (burglar-resistant)
- Key operated contact SSK
- Lead battery - for emergency service on power failure (emergency opening configurable)
- Side part rotatable
- Emergency cut-off function

Basic functions

(customised program)

- Automatic operation with total or reduced opening width
- One way traffic
- Continuously open
- Manual control
- Operated lock
- Night lock

Optional features

- emergency cut-off function
- Remote Control (Easy open)
- Night control
- Door leave surveillance e
- Interlock Control
- Creeping function
- Bell control
- Creeping function
- User dependable opening width
- SSK opening delayed

Expandable to ...

- DUO

Use

For all areas of public life, who at the same time a practical as a safe solution need, for indoor and outdoor applications, such as

- airports -- buildings for the public traffic
- Administrative and business buildings
- Restaurants and Hotels
- Public buildings, public transport
- Markets, shops and shopping centres
- Hospitals, clinics, nursing homes
- Industry etc.

Your benefit

multifunctional for little additional charge

record

practical, safe, clever technique



record product line 20 TOS



automatic sliding door with Break-out 1 or 2 leaves

The multifunctional "three-value" sliding door,
as normal automatic door, as escape route door, as practical otal opening door with swinging

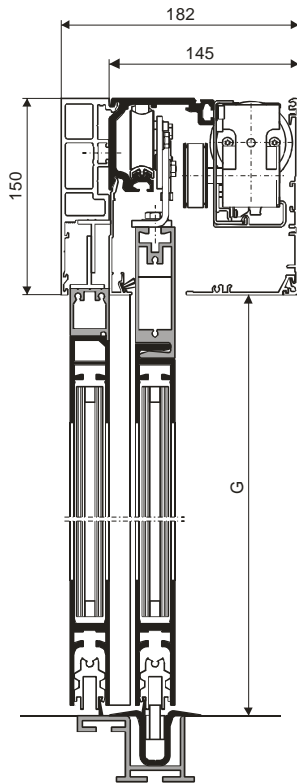
prov.

Technical data

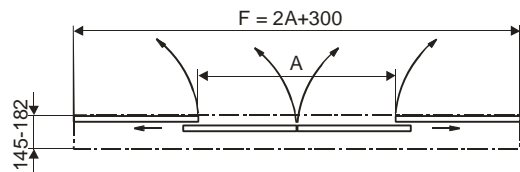
Vertical section

Example with:

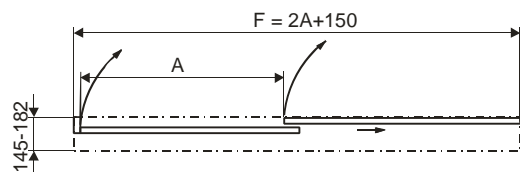
- Profile system 30 mm
- Casing H 150 mm



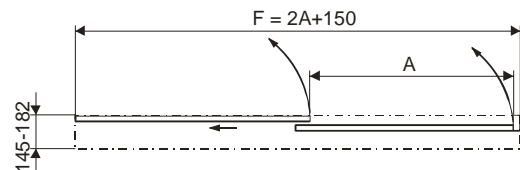
DUO sliding door (D-TOS)



Single sliding door leaf (E-TOS) right opening



Single sliding door leaves (E-TOS) left opening



A: passage width
G: passage height
F: medium length